

SPECIFICATION FOR APPROVAL

CUSTOMER: _____

PART NO: _____

DESCRIPTION: FDMC4020-3R3M-NP

SUBMIT NO: _____

QUANTITY: _____ PCS

DATE: _____

方瑞达电子（香港）有限公司		
FONRITA ELECTRONICS (H.K) CO., LTD.		
MADE	CHECKED	APPROVED
张达	黎敏	邓锋

贵公司承认栏		
APPROVED BY MANGEMNT		
MADE	CHECKED	APPROVED



方瑞达电子（香港）有限公司

FONRITA ELECTRONICS (H.K) CO., LTD.

地址：广东省深圳市龙华新区大浪鹤山路口光浩工业园F栋4楼

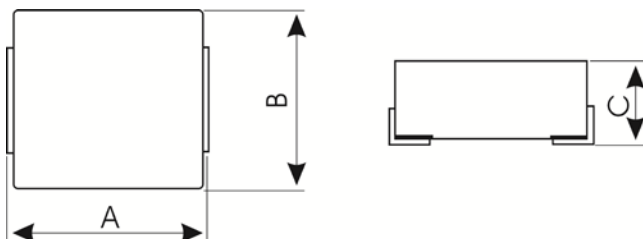
TEL:0755-26617190

FAX:0755-26162625

CUSTOMER :		PART NO.	
SPECIFICATIONS		DATE	
PART NAME	DATA SHEET	SPEC(TYPE)	FDMC4020-3R3M-NP

TEST INSTRUMENT

- 1. HP 4285A PRECISION LCR METER
- 2. WAYNE PMA3260A LCR METER
- 3. ZENTECH 9052 PROGRAMMABLE AUTO SAFETY TESTER
- 4. WAYNE KERR 3265A CURRENT SOURCE

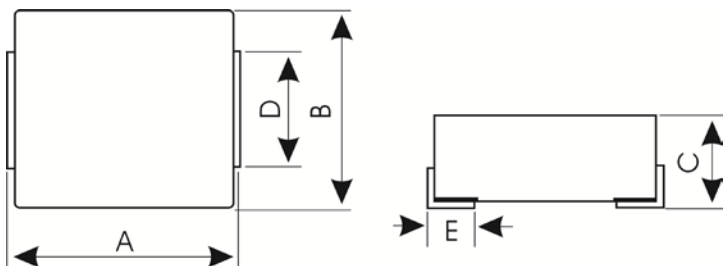


ELECTRICAL CHARACTERISTICS					DIMENSION			
ITEM	L (μH)	RDC(mΩ)	Isat (A)	Irms (A)	A	B	C	
SPEC.	100KHz/1V	Max.	Max.	Max.	m/m	m/m	m/m	
	3.3±20%	79	4.0	2.5	4.3±0.3	4.0±0.2	2.0Max	
1								
2								
3								
4								
5								
6								
7								
8								
9								
10								
\bar{X}								
R								
TEST CONDITION		TEMP:	25°C		HUMIDITY:	50%		
DRAWN BY			CHECKED BY		APPROVED BY			
张达			黎敏		邓锋			



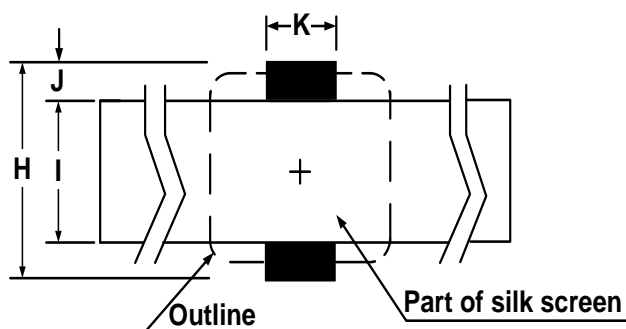
CUSTOMER :		PART NO.	
SPECIFICATIONS		DATE	
PART NAME	DATA SHEET	SPEC(TYPE)	FDMC4020-3R3M-NP

■ **SHAPE&DIMENSION**



A	4.30 ±0.3
B	4.00±0.2
C	2.00Max.
D	2.00 ±0.3
E	1.20±0.3

■ **LAND PATTERN**



H	5.20
I	2.20
J	1.50
K	2.50

■ **MARK**



MARK COLOR : BLACK or WHITE



方瑞达电子(香港)有限公司

FONRITA ELECTRONICS (H.K) CO.,LTD.

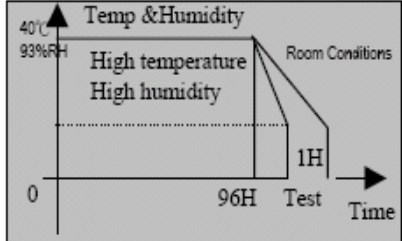
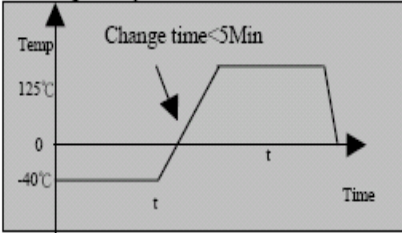
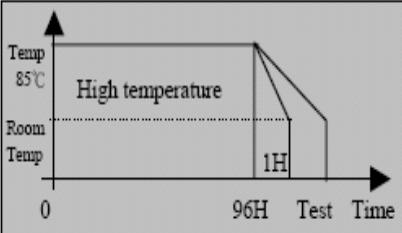


CUSTOMER :		PART NO.	
SPECIFICATIONS		DATE	
PART NAME	MATERIAL LIST	SPEC(TYPE)	FDMC4020-3R3M-NP

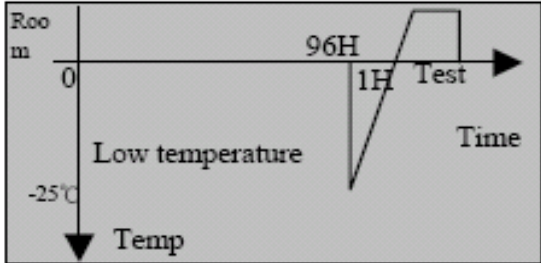
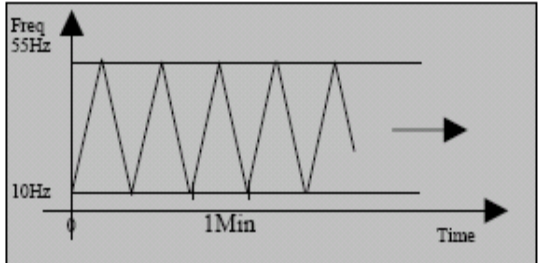
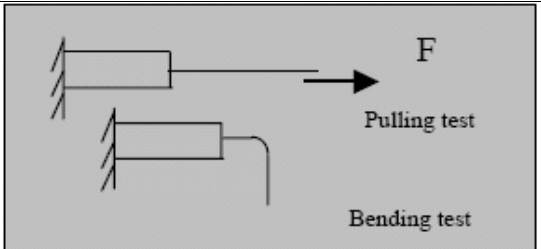
■ MATERIAL LIST

ITEM	MATERIAL	SUPPLIER OF MATERIAL	UL NO.
CORE		HORNG YIH ELECTRONICS	
		CO., LTD. OR EQUIA	
WIRE	MAGNET WIRE 2UEW ϕ	JUNG SHING WIRE CO LTD	E174837
		PACIFIC ELECTRICAL CO., LTD.	E84081
		TA YA ELECTRICAL CO., LTD DIFA	E84201
		RONSEN SUPER MICRO-WIER CO., LTD	E164502(R)
Wire Temperature	180°C		
Classification			
SOLDER	Sn/99.7	SHENMAO TECHNOLOGY CO., LTD. OR EQUIA	
TUBE	UL ϕ	WOER HEAT-SHRINKABLE MATERIAL OR EQUIA	E180908
BASE		WINKING INDUSTRIAL CO., LTD.	



CUSTOMER :		PART NO.	
SPECIFICATIONS		DATE	
PART NAME	RELIABILITY TEST	SPEC(TYPE)	FDMC4020-3R3M-NP
ITEM	REQUIRED CHARACTERISTICS	TEST METHOD	
HUMIDITY TEST	<ol style="list-style-type: none"> 1. NO DEFORMATION OR CHANGE IN APPEARANCE. 2. $\Delta L/L \leq 10\%$ 3. $\Delta Q/Q \leq 30\%$ 4. $\Delta DCR/DCR \leq 10\%$ 	<ol style="list-style-type: none"> 1. DRY OVEN AT A TEMPERATURE OF $40^{\circ}\text{C} \pm 5^{\circ}\text{C}$ FOR 24 HOURS. 2. MEASUREMENTS AT THE END OF THIS PERIOD 3. EXPOSURE: TEMPERATURE: $40^{\circ}\text{C} \pm 2^{\circ}\text{C}$, HUMIDITY: $93 \pm 3\% \text{RH}$ TIME: 96 ± 2 HOURS. 4. TESTED WHILE THE SPECIMENS ARE STILL IN THE CHAMBER 5. TESTED NOT LESS THAN 1 HOUR, NOR MORE THAN 2 HOURS AT ROOM TEMPERATURE. 	
THERMAL SHOCK TEST	<ol style="list-style-type: none"> 1. NO CASE DEFORMATION OR APPEARANCE CHANGE IN 2. $\Delta L/L \leq 10\%$ 3. $\Delta Q/Q \leq 30\%$ 4. $\Delta DCR/DCR \leq 10\%$ FOR T:WEIGHT $\leq 28\text{G}:15\text{Min}$; $28\text{G} \leq \text{WEIGHT} \leq 136\text{G}:30\text{Min}$ 		
HIGH TEMPERATURE STORAGE TEST	<ol style="list-style-type: none"> 1. NO DEFORMATION OR CHANGE IN APPEARANCE. 2. $\Delta L/L \leq 10\%$ 3. $\Delta Q/Q \leq 30\%$ 4. $\Delta DCR/DCR \leq 10\%$ 	TEMPERATURE: $85 \pm 2^{\circ}\text{C}$ TIME: 96 ± 2 HOURS TESTED NOT LESS THAN 1 HOUR, NOR MORE THAN 2 HOURS AT ROOM TEMPERATURE. 	

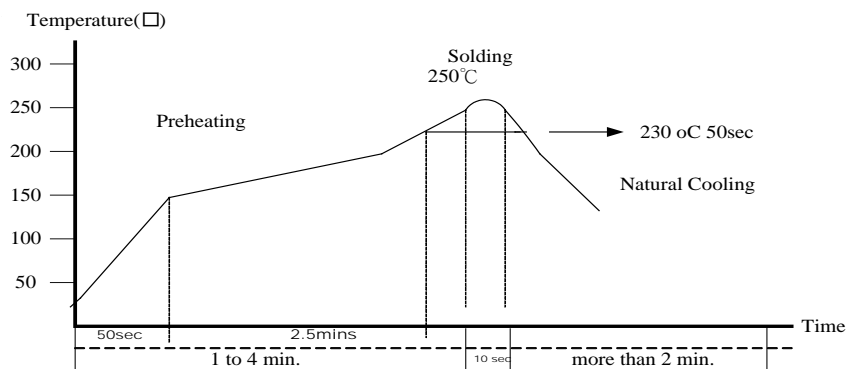


CUSTOMER :		PART NO.	
SPECIFICATIONS		DATE	
PART NAME	FDMC TYPE	SPEC(TYPE)	FDMC4020-3R3M-NP
LOW TEMPERATURE STORAGE TEST	1. NO DEFORMATION OR CHANGE IN APPEARANCE. 2. $\Delta L/L \leq 10\%$ 3. $\Delta Q/Q \leq 30\%$ 4. $\Delta DCR/DCR \leq 10\%$	TEMPERATURE:-25±2°C TIME: 96 ± 2 HOURS TESTED NOT LESS THAN 1 HOUR, NOR MORE THAN 2 HOURS ATTEMPERATURE. ROOM TEMPERATURE. 	
VIBRATION TEST	1. NO CASE DEFORMATION OR CHANGE IN APPEARANCE. 2. $\Delta L/L \leq 10\%$ 3. $\Delta Q/Q \leq 30\%$ 4. $\Delta DCR/DCR \leq 10\%$	APPLY FREQUENCY 10~55Hz. 0.75mm AMPLITUDE IN EACH OF PERPENDICULAR DIRECTION FOR 2 HOURS. (TOTAL 6 HOURS) 	
TERMINAL STRENGTH	1. TERMINAL SHOULD NOT COME OUT 2. $\Delta L/L \leq 10\%$ 3. $\Delta Q/Q \leq 30\%$ 4. $\Delta DCR/DCR \leq 10\%$	A. PULL FORCE:0.45Kg;THE FORCE SHALL BE APPLIED GRADUALLY TO THE TERMINAL AND THEN MAINTAINED FOR 10 SECONDS. C. WIRE-LEAD BEND:0.23Kg, THE RATE OF BENDING SHALL BE APPROXIMATELY 3 SECONDS PER BEND IN EACH DIRECTION. THE LOAD SHALL BE SUSPENDED AT A POINT WITHIN 1/4 INCH FROM THE FREE END OF THE TERMINAL. 	



CUSTOMER :		PART NO.	
SPECIFICATIONS		DATE	
PART NAME	FDMC TYPE	SPEC(TYPE)	FDMC4020-3R3M-NP
HEAT ENDURANCE OF FLOW SOLDERING	1. NO CASE DEFORMATION OR CHANGE IN APPEARANCE. 2. $\Delta L/L \leq 10\%$ 3. $\Delta Q/Q \leq 30\%$ 4. $\Delta DCR/DCR \leq 10\%$	1. DIP PADS IN FLUX THEN DIP IN SOLDER POT AT $260 \pm 5^\circ\text{C}$ FOR 10 SECONDS. 2. SOLDER: Sn (96)/Ag(4) 3. FLUX: ROSIN FLUX	
SOLDERABILITY TEST	TERMINALS AREA MUST HAVE 95% SOLDER COVERAGE.	1. DIP PADS IN FLUX THEN DIP IN SOLDER POT AT $245 \pm 5^\circ\text{C}$ FOR 5 SECONDS. 2. SOLDER: Sn(96)/Ag(4) 3. FLUX: ROSIN FLUX	

RECOMMENDED REFLOW PROFILE



方瑞达电子(香港)有限公司

FONRITA ELECTRONICS (H.K.) CO.,LTD.

